


# Emergency Disconnect Procedure

NxSTAGE  
For Patients  
Graft or Fistula

1



## PRESS BLOOD PUMP BUTTON.

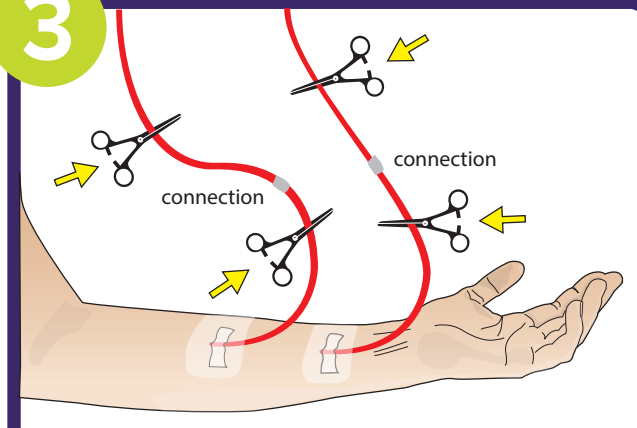
Blood pump will stop and small rectangle will turn solid green.

2



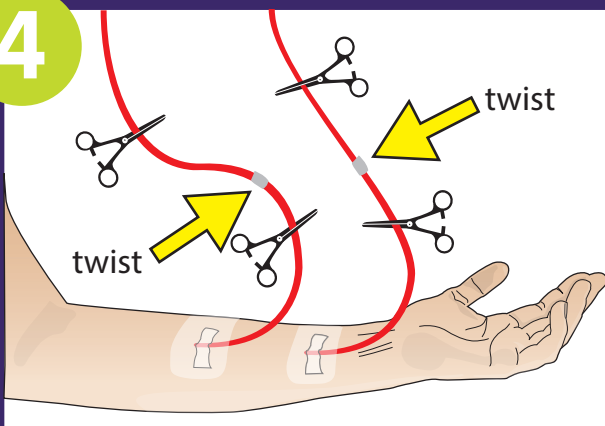
USING THE PRODUCTS  
FOUND IN YOUR  
EMERGENCY KIT...

3



CLOSE TWO CLAMPS ON NEEDLES  
AND BLOODLINES. ADD SAFETY  
CLAMPS BELOW AND ABOVE THE  
CONNECTION.

4



DISCONNECT LINES AT THE  
CONNECTION SITE BY  
TWISTING.

5



GO TO A SAFE PLACE WITH  
YOUR EMERGENCY KIT.

Produced by

**BCRenal**  
Provincial Health Services Authority

**fraserhealth**  
Better health. Best in health care.

**Interior Health**

**northern health**  
the northern way of caring

**Providence Health Care**

**Vancouver Coastal Health**  
Promoting wellness. Ensuring care.

**island health**

**Provincial Health Services Authority**

**BRITISH COLUMBIA**