


# Emergency Disconnect Procedure

NxSTAGE  
For Patients  
Catheter

1



**PRESS BLOOD PUMP BUTTON.**

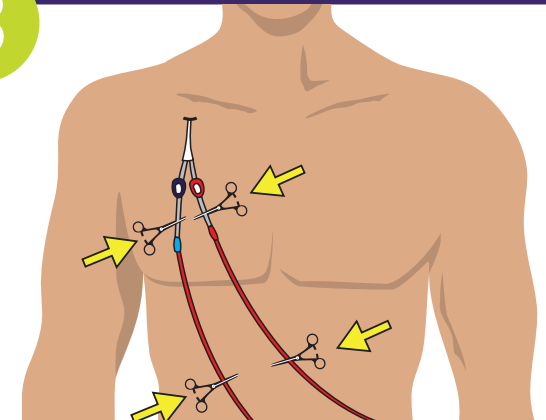
Blood pump will stop and small rectangle will turn solid green.

2



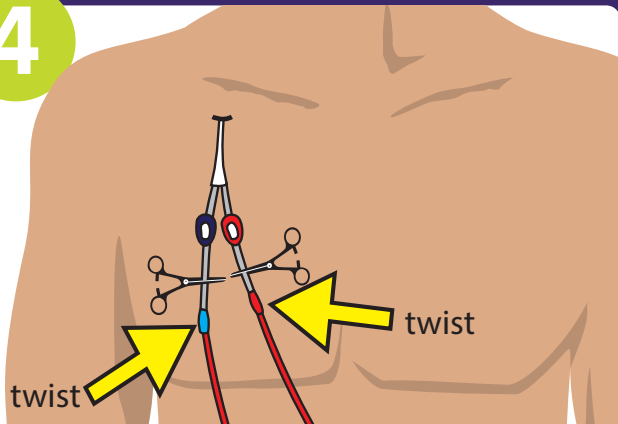
**USING THE PRODUCTS FOUND IN YOUR EMERGENCY KIT...**

3



**CLOSE CLAMPS ON THE CATHETER AND BLOODLINES. ADD SAFETY CLAMPS BELOW AND ABOVE THE CONNECTION.**

4



**DISCONNECT LINES AT THE CONNECTION SITE BY TWISTING.**

5



**GO TO A SAFE PLACE WITH YOUR EMERGENCY KIT.**

Produced by

**BCRenal**  
Provincial Health Services Authority

**fraserhealth**  
Better health. Best in health care.

**Interior Health**

**northern health**  
the northern way of caring

**Providence Health Care**

**Vancouver Coastal Health**  
Promoting wellness. Ensuring care.

**island health**

**Provincial Health Services Authority**

**BRITISH COLUMBIA**