


Emergency Disconnect Procedure

Model AK 96
For Patients
Catheter

1



PRESS BLOOD PUMP BUTTON.

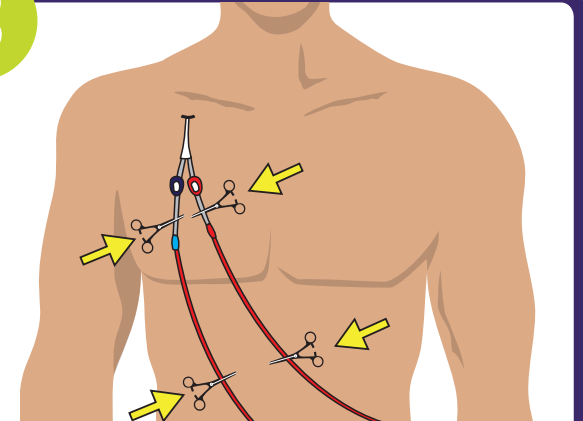
Blood pump will stop and button will start flashing.

2



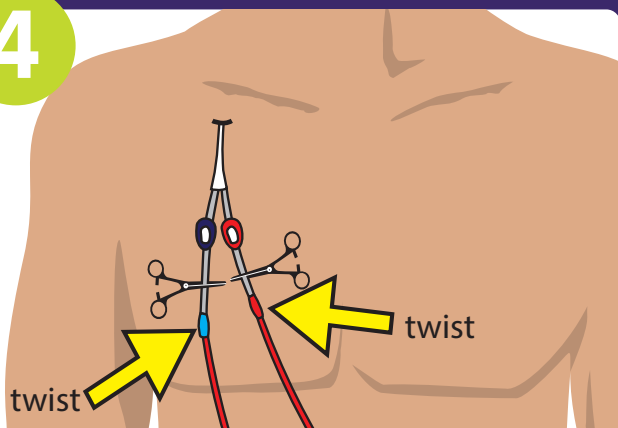
USING THE PRODUCTS FOUND IN YOUR EMERGENCY KIT...

3



CLOSE CLAMPS ON THE CATHETER AND BLOODLINES. ADD SAFETY CLAMPS BELOW AND ABOVE THE CONNECTION.

4



DISCONNECT LINES AT THE CONNECTION SITE BY TWISTING.

5



GO TO A SAFE PLACE WITH YOUR EMERGENCY KIT.

Produced by

BCRenal
Provincial Health Services Authority

fraserhealth
Better health. Best in health care.

Interior Health

northern health
the northern way of caring

Providence Health Care

Vancouver Coastal Health
Promoting wellness. Ensuring care.

island health

Provincial Health Services Authority

BRITISH COLUMBIA