


Emergency Disconnect Procedure For Patients

for the AK 95S

GRAFT or FISTULA

1



PRESS BLOOD PUMP BUTTON

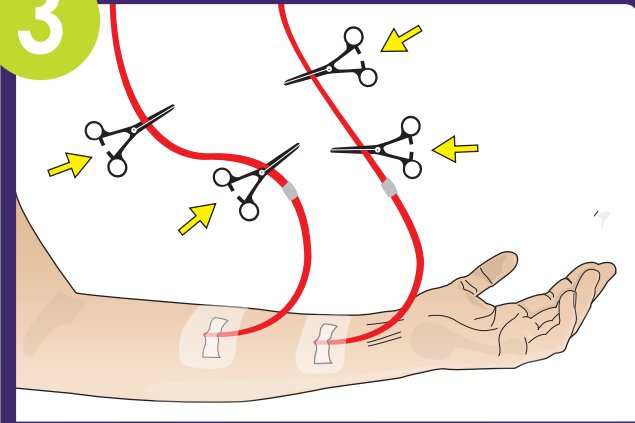
Blood pump will stop and button will start flashing.

2



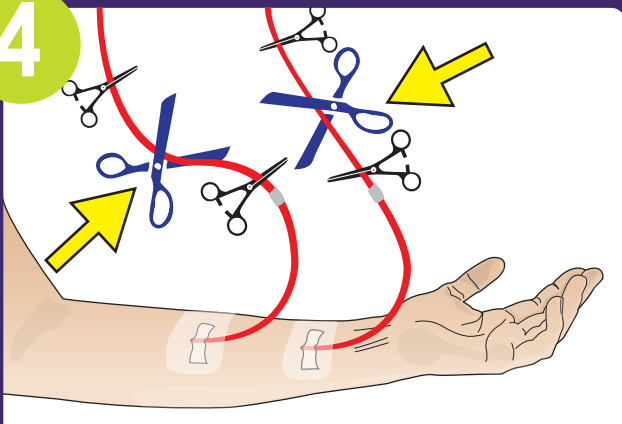
USING THE PRODUCTS FOUND IN YOUR CLAMP & CUT KIT...

3



CLOSE TWO CLAMPS ON EACH OF THE TWO BLOODLINES

4



CUT BETWEEN THE CLAMPS

5



GO TO A SAFE PLACE WITH YOUR CLAMP & CUT KIT

Produced by **BCRenal**
an agency of the Provincial Health Services Authority

