


Emergency Disconnect Procedure For Patients

for the AK 95S

CATHETER

1



PRESS BLOOD PUMP BUTTON

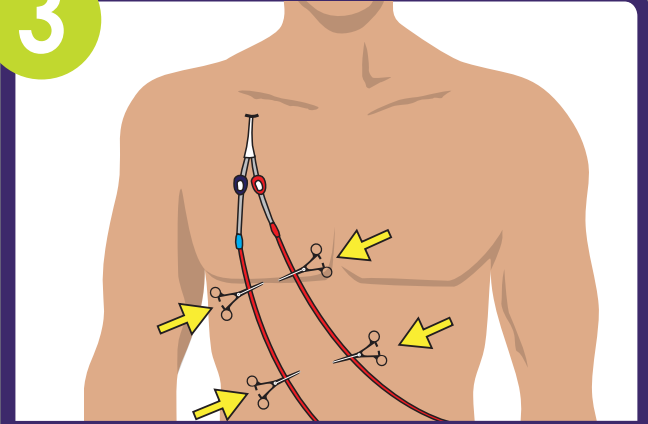
Blood pump will stop and button will start flashing.

2



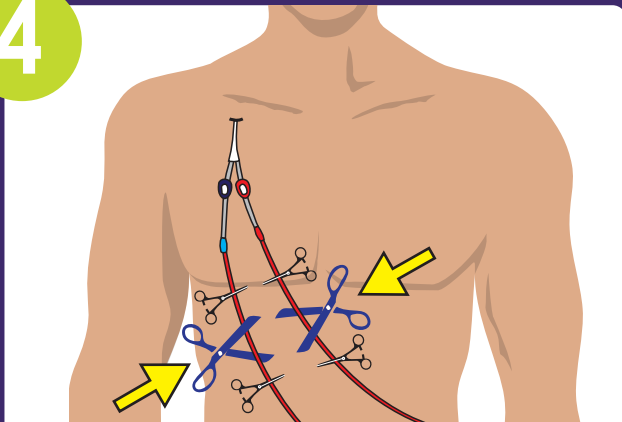
USING THE PRODUCTS
FOUND IN YOUR
CLAMP & CUT KIT...

3



CLOSE TWO CLAMPS ON EACH
OF THE TWO BLOODLINES

4



CUT BETWEEN THE CLAMPS

5



GO TO A SAFE PLACE WITH
YOUR CLAMP & CUT KIT

Produced by **BCRenal**
an agency of the Provincial Health Services Authority

