

# Info to Go

Caring for the PD Patient

# Agenda

- Introducing *Info to Go* Course
  - Why has it been Developed?
  - Who can Benefit?
- The Materials
  - Course Curriculum
  - Info to Go Reference Toolkit
- The Delivery

# What is it all About?

- A course curriculum designed to deliver standardized PD education across Canada to nurses caring for patients in the community.

*Courseware and reference tools provided.*

# Benefits of Info to Go Course

<b>PD Program</b>	<b>Community</b>
Materials provided to deliver Standardized education	Improved assessment and troubleshooting ability
Improved Patient outcomes due to increased knowledge by community nursing	Resources available for review and practice
Relationship development between community nursing agency and Renal Program	

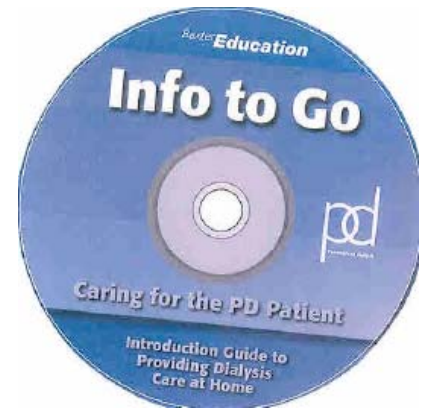
## Who could Benefit?

- PD Programs who have identified a need for training for their community nursing partners
- Programs who have expressed an interest in ensuring their community nurses meet standards of care
- PD Programs who presently train community nurses on an on-going basis
- Remote Programs or Isolated Communities
- Long Term Care Facilities accepting PD pts

# The Materials

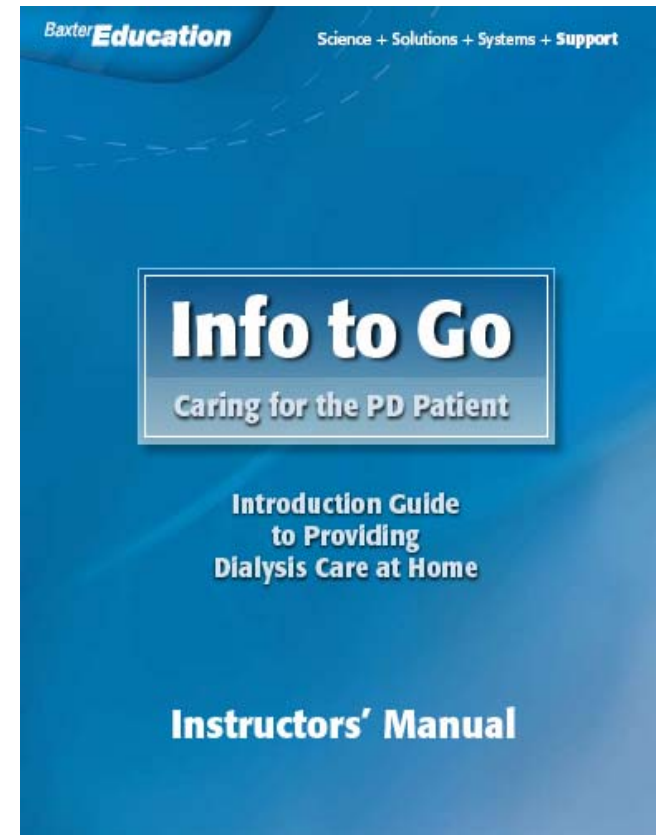
# Caring for the PD Patient at Home

- Instructors Manual
  - Course Curriculum
  
- Reference Toolkit “Info to Go”



# Content of the Instructors' Manual

- Includes supplies and logistics planning to set up education session
- Curriculum in PowerPoint format with speakers notes included.
- Post Course actions include evaluation forms and certificates of completion
- Contains Disc for printing of all material for hand-outs to attendees.



# Supplies Required for Hands-on Training

- The suggested PD Supplies required to deliver this course are listed in the Instructors Manual
- The Instructors Manual and Info to Go Reference Toolkit **are complimentary**

*The hands-on training supplies (ie. Dialysis solutions, sets etc) are not included as part of this course and are the responsibility of the participating programs*

# Course Curriculum

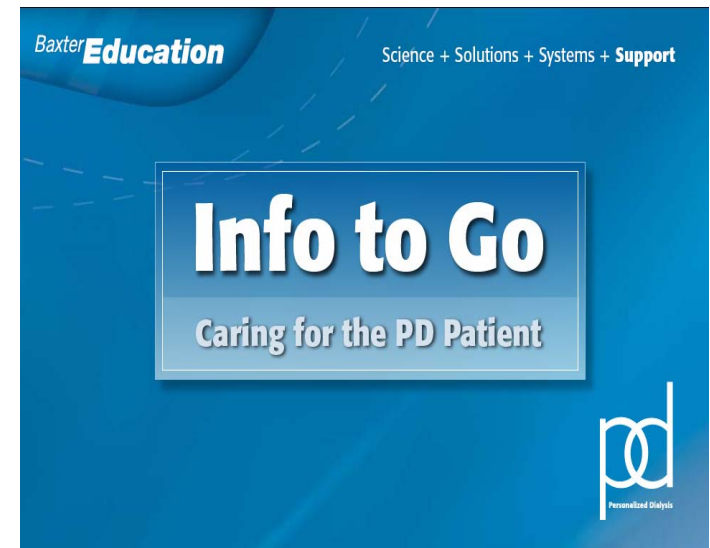
- Introduces the Fundamentals of Peritoneal Dialysis
- Includes lecture and hands-on components with Cyclor and TwinBag set up.
- Identifies potential complications that can arise and how to act upon them
- Intended to be a two day course
- PD programs may customize the course to include specific policies and procedures.

# Curriculum Content

Options for Kidney Disease	Speciality Solutions-Extraneal, Nutrineal, Physioneal
Who is Affected	Nursing Implications
Treatment Options	Complications
Fundamentals of PD	Hand washing techniques
Understanding how PD works	Infectious Complications: Peritonitis, Exit Site Infection, Tunnel Infection, Contamination of Line, Line Disconnection, Hole in line
Types of PD	Non-infectious Complications: Flow blockage, Leaks (abdominal wall / exit site), Bloody bags, Hernias, Catheter migration, Cuff extrusion
Catheter and Exit Site Care Techniques	Cycler Set up, programming and trouble shooting
Adding Medications	Programming information, Total Volume, Therapy time, Fill volume, Last Fill volume, Dextrose concentration
Disposing of Dianeal	Basic steps for Manual Programming and Troubleshooting Alarms
Assessing and Managing Fluids	Twin Bag Set up and trouble shooting

# Info to Go-Resource Kit

- ISPD Recommendations
- Patient Education Materials
- HomeChoice Cyclor Guides
- Product Monographs
- Many of the materials in this kit are referenced throughout the course.



# Delivery of the Course

# Steps

- Discuss this educational opportunity with the LTC facilities in the region.
- Identify LTC staff to educate
- Baxter Renal Specialists and Clinical Consultants will work collaboratively with each PD program and LTC facility to determine the appropriate implementation approach for the initial training